



Government of India
Ministry of Power
North Eastern Regional Power Committee
Lapalang, Shillong 793006

No. NERPC/Dev/2023 /2992-3030

Dt: 1st August, 2023

सेवा में / To,
संलग्न सूची के अनुसार
As per list enclosed.

Sub: Revised DSM under ABT regime for the period from 10.07.23 to 16.07.23 - reg.

सर/मैडम,
Sir/Madam,

The Revised statements giving details of Deviation charges account with payable / receivable particulars, for the period 10.07.23 to 16.07.23 is enclosed. Deviation charges have been calculated as per following CERC Notification and subsequent amendment orders:

- (i) Notification no. L-1/260/2021/CERC dated 14th March 2022 w.e.f. 05.12.2022
- (ii) Suo-moto order dated 26th Dec'2022 w.e.f. 28th Dec'2022
- (iii) Suo-moto order dated 6th Feb'2023 w.e.f. 8th Feb'2023
- (iv) Suo-moto order dated 9th Apr'2023 w.e.f. 10th Apr'2023

The payment by the constituents for the billed amounts shall be made to the Regulatory Deviation and Ancillary Service Pool Account Fund operated by NERLDC within 7 days of the issue of this Deviation-Account. In case of delayed payments against these bills beyond 7 days, the defaulting constituent shall pay surcharge @0.04% for each day of delay. The details of Deviation Accounts, both the statement as well as the data files, are available on NERPC website <https://www.nerpc.gov.in>.

Enclosed -As above.

भवदीय / Yours faithfully,

(एस. एम. आइमोल/ S. M. Aimol)

निदेशक / Director

अधीक्षण अभियंता/ Superintending Engineer

List of Addressees:

1. CMD, TSECL, Bidyut Bhawan, Agartala – 799 001
2. Director (Distribution), MePDCL, Lumjingshai, S.R. Road, Shillong – 793 001
3. Engineer-in-Chief (P&E), P&E Dept., Govt. of Mizoram, Aizawl – 796 001
4. Chief General Manager (Comml), APDCL, Bijulee Bhawan, Paltan Bazar, Guwahati – 781 001
5. Chief Engineer (Comm), Dept. of Power, Govt. of Arunachal Pradesh, Itanagar – 791 111
6. Managing Director, MSPDCL, Keishampat, Imphal-795 001.
7. E-in-C, Dept. of Power, Govt. of Nagaland, Kohima – 797 001
8. Chief Engineer, Loktak HE Project, Vidyut Vihar, Komkeirap, Manipur – 795 124
9. Executive Director (Comml.), NEEPCO Ltd., Lower New Colony, Shillong – 793 003
10. Executive Director, NERTS, POWERGRID, Lapalang, Shillong – 793 006
11. Managing Director, OTPC, Core 4 & Central, 10th Floor, SCOPE Minar, Laxmi Nagar, Delhi – 110092
12. GM (Comml.), NTPC, 3rd Floor OLIC building, Plot No.N.17/2, Nayapalli, Bhubaneswar-12
13. CE (G. M.), CEA, SewaBhawan, R.K.Puram, New Delhi – 110 066.
14. G. M., NERLDC, Lower Nongrah, Dongtiah, Lapalang, Shillong - 6.
15. C.G.M (SLDC) AEGCL, Kahelipara, Guwahati.
16. Gen. Manager (Comml.), NHPC Ltd., NHPC Office complex, Sector –33, Faridabad-121003.
17. G.M (Commercial) APDCL, Bijulee Bhawan, Paltan Bazar, Guwahati - 781 001.
18. General Manager, Ranganadi HEP, NEEPCO, Yazlee, Ar. Pradesh
19. Project Manager, Doyang HEP, NEEPCO, Nagaland
20. Project Manager, AGBPP, NEEPCO Ltd., No. –III, Vill. Bokuloni, Dibrugarh, Assam.
21. Project Manager, AGTPP, NEEPCO Ltd., Ramchandranagar, Agartala, Tripura West- 799008.
22. Dy. G. M (Elect.), Kopili HEP, NEEPCO Ltd., Umrangso, N.C. Hills, Assam.
23. Supdt. Engr. (System Management) MeECL, Lumjingshai, Short Round Road, Shillong.
24. Supdt. Engr. (Commercial) Deptt. of Electricity, Govt.of Manipur, Keisampet, Imphal. 795001
25. Executive Engineer, MSLDC, P & E Dept., Chaltlang, Aizawl- 796012.
26. Supdt. Engr. Dimapur Sub-station Deptt. of Power, Govt.of Nagaland, Dimapur.
27. Dy. G. M. (Commercial) NERTS, Lower Nongrah, Dongtiah, Lapalang, Shillong - 6.
28. Dy. General Manager (ER), POWERGRID, Boring Road, Alankar Place, Patna - 800 001
29. DGM (Comml), OTPC, Core 4 & Central, 10th Floor, SCOPE Minar, Laxmi Nagar, Delhi – 110092
30. DGM (Comml.), NTPC, 3rd Floor OLIC building, Plot No.N.17/2, Nayapalli, Bhubaneswar-12
31. AGM (Comml.), NTPC, Bongaigaon Thermal Power Project, P.O Salakati, Kokrajhar-783369
32. Addl. General Manager,Comml & Sys.Opn., TSECL,Banamalipur,Agartala.-799001.
33. Ex. Engr., SLDC, Deptt. of Power, Itanagar, Ar. Pradesh – 791 111
34. CEO, NVVN Ltd., 7th Floor, Scope Complex, Lodhi Road, N.Delhi- 110 003
35. Power Trading Corpn. of India Ltd., 2nd Floor, NBCC Tower, 15-Bhikaji Cama Place, New Delhi – 66.
36. Member Secretary, NRPC,18-A, Shaheed Jeet Singh Marg, Katwaria Sarai, NewDelhi-110016.
37. Member Secretary, ERPC,14, Golf Club Road, Kolkata- 700 033.
38. Member Secretary, WRPC, Plot No F-3, MIDC Area, Opp Seepz, Marol, Andheri (E), Mumbai-400 093.
39. Member Secretary, SRPC, 29, Race Course Road, Bangalore- 560009.



(एस. एम. आइमोल/ S. M. Aimol)

निदेशक / Director

अधीक्षणअभियंता/ Superintending Engineer


NORTH EASTERN REGIONAL POWER COMMITTEE

**ABT based Deviation Charge Account
For the period 10.07.2023 TO 16.07.2023**

Page 1 of 4


CONSTITUENTS	SCHEDULE (MWH)	ACTUAL (MWH)	DEVIATION (MWH)	Receivable from the Deviation and Ancillary Service Pool Account(Rs) (A)	Payable to the Deviation and Ancillary Service Pool Account(Rs) (B)
BENEFICIARIES OF NORTH EASTERN REGION					
ARUNACHAL PRADESH	16,630.14	15,105.24	-1,524.91	1,550,477	0
ASSAM	244,278.27	247,545.59	3,267.33	0	19,212,494
MANIPUR	17,176.65	18,009.08	832.43	0	4,545,033
MEGHALAYA	4,422.43	3,929.70	-492.74	0	1,336,002
MIZORAM	11,112.00	9,830.40	-1,281.60	5,213,330	0
NAGALAND	18,231.60	17,531.81	-699.79	2,774,233	0
TRIPURA	39,928.09	41,264.98	1,336.89	0	8,802,937
BNC	194.96	169.34	-25.61	72,058	0
CERC REGULATED GENERATORS (CGS/ISGS)					
AGBPP	25,326.09	27,112.59	1,786.50	5,550,858	0
AGTCCPP	12,343.98	12,809.04	465.06	1,466,179	0
BGTPP	94,710.88	92,665.63	-2,045.24	0	7,578,572
PALATANA	86,110.46	86,471.97	361.51	632,772	0
DOYANG	5,890.76	5,940.37	49.61	36,518	0
KHANDONG	0.00	0.00	0.00	0	0
KOPILI	0.00	0.00	0.00	0	0
KOPILI-2	4,149.60	4,166.66	17.06	43,978	0
LOKTAK	3,982.49	4,000.78	18.30	0	51,990
PARE	18,475.66	18,539.92	64.27	289,875	0
RANGANADI	48,097.70	48,645.03	547.33	743,490	0
KAMENG	98,775.54	99,259.64	484.10	2,263,086	0
INTER- REGIONAL					
ER	-39,096.04	48,405.25	87,501.29	499,358,582	0
NR	0.00	-83,366.40	-83,366.40	0	481,311,728
TOTAL				519995437	522838757

Pool Balance (B - A) :	2843320
LEGEND :	In pool balance positive(+ve) means surplus in pool and negative(-ve) means deficit in pool



 (ए.एस. आइमल/S.M. Aimal)
 निदेशक/Director
 उत्तरी क्षेत्र/NEERC
 विद्युत मंत्रालय/Min. of Power
 भारत सरकार/Govt. of India
 शिलांग/Shillong

NERPC, SHILLONG
Day-wise schedule, actual and Deviation charge statement
From 10/07/2023 to 16/07/2023

Date	Constituents	Total Schedule (MWH)	Total Actual (MWH)	Deviation (MWH)	Receivable from the Deviation and Ancillary Service Pool Account(Rs)	Payable to the Deviation and Ancillary Service Pool Account(Rs)
10/07/2023	ARUNACHAL PRADESH	2383.89	2080.65	-303.24	1015502.32	493480.80
	ASSAM	35159.98	35371.52	211.54	1476100.37	3447593.49
	MANIPUR	2377.76	2600.58	222.82	165907.63	1077076.04
	MEGHALAYA	779.40	775.04	-4.36	432643.62	422200.70
	MIZORAM	1630.07	1490.52	-139.55	805034.32	2119.28
	NAGALAND	2704.56	2634.11	-70.45	291340.04	110871.75
	TRIPURA	5671.27	6151.32	480.04	89181.71	2965941.19
	AGBPP	4181.14	4418.15	237.01	1067932.30	218680.38
	AGTCCPP	1347.57	1337.55	-10.02	164920.15	212310.88
	BGTPP	14503.89	14235.95	-267.94	225797.83	941633.61
	BNC	28.03	25.00	-3.03	18284.11	11346.47
	PALATANA	12619.64	12668.45	48.81	81075.51	0.00
	DOYANG	863.42	872.66	9.24	12963.18	7035.97
	KHANDONG	0.00	0.00	0.00	0.00	0.00
	KOPILI	0.00	0.00	0.00	0.00	0.00
	KOPILI-2	592.80	591.79	-1.01	7582.60	4444.91
	LOKTAK	315.01	317.75	2.75	3034.20	1132.96
	PARE	2445.30	2450.28	4.98	135829.74	60417.96
	RANGANADI	4663.00	4694.65	31.65	53870.20	17045.33
	KAMENG	14400.00	14470.33	70.33	179723.88	0.00
	ER	-3905.03	8878.46	12783.49	71080947.56	0.00
NR	0.00	-12125.24	-12125.24	0.00	68131622.77	
11/07/2023	ARUNACHAL PRADESH	2331.55	2073.53	-258.01	1076125.29	732471.00
	ASSAM	35960.63	36867.23	906.60	488202.79	5589933.29
	MANIPUR	2407.22	2591.46	184.24	55979.34	986913.24
	MEGHALAYA	921.34	703.57	-217.77	759667.74	394037.93
	MIZORAM	1610.36	1453.91	-156.44	710181.69	24623.76
	NAGALAND	2619.04	2550.13	-68.91	348802.01	112409.98
	TRIPURA	6058.48	6398.84	340.35	278722.06	1896019.59
	AGBPP	3734.98	4017.66	282.68	962804.47	973.81
	AGTCCPP	1737.54	1801.42	63.88	235009.21	76364.35
	BGTPP	14346.98	14063.56	-283.43	140693.53	1163442.20
	BNC	28.57	25.25	-3.32	24102.02	11599.42
	PALATANA	13080.05	13129.86	49.81	88571.89	552.96
	DOYANG	881.00	889.87	8.87	15132.87	5820.42
	KHANDONG	0.00	0.00	0.00	0.00	0.00
	KOPILI	0.00	0.00	0.00	0.00	0.00
	KOPILI-2	592.80	595.35	2.55	7989.99	1978.71
	LOKTAK	529.50	532.16	2.66	3579.89	1681.84
	PARE	2247.50	2266.48	18.99	93598.99	20593.98
	RANGANADI	5340.70	5394.60	53.90	87462.51	9622.47
	KAMENG	14400.00	14483.64	83.64	380886.60	0.00
	ER	-3800.25	10936.25	14736.49	88149640.73	0.00
NR	0.00	-13806.69	-13806.69	0.00	84257554.33	
12/07/2023	ARUNACHAL PRADESH	2609.85	2137.51	-472.35	1225185.13	757810.13
	ASSAM	34660.03	34856.32	196.29	1389043.34	2146282.91
	MANIPUR	2457.50	2577.40	119.90	144854.63	1047306.57
	MEGHALAYA	594.11	560.52	-33.59	438401.90	884901.39
	MIZORAM	1590.40	1413.69	-176.71	762163.35	136739.23
	NAGALAND	2622.10	2550.36	-71.74	407587.17	81547.14
	TRIPURA	5650.72	5884.54	233.81	513730.90	2891102.32
	AGBPP	3646.93	3798.57	151.64	994196.46	681037.54
	AGTCCPP	1854.68	1869.38	14.70	350726.54	467576.90
	BGTPP	12768.93	12334.25	-434.68	268224.66	2151173.83
	BNC	25.96	23.25	-2.71	20608.30	12810.04
	PALATANA	11684.49	11742.48	57.98	109961.55	0.00
	DOYANG	882.10	886.38	4.28	8367.24	19605.90
	KHANDONG	0.00	0.00	0.00	0.00	0.00
	KOPILI	0.00	0.00	0.00	0.00	0.00
	KOPILI-2	592.80	597.04	4.24	10599.67	1924.98
	LOKTAK	529.50	528.03	-1.47	4868.02	8824.53
	PARE	2823.00	2828.95	5.95	15334.98	746.54
	RANGANADI	8354.50	8512.58	158.08	222376.43	2379.68
	KAMENG	14400.00	14473.38	73.38	379168.03	0.00
	ER	-5853.86	6677.47	12531.33	66123822.38	0.00
NR	0.00	-12606.11	-12606.11	0.00	66951347.14	


 (एस.एम.आइमो/S.M.Aimo)
 निदेशक/Director
 उ.पु.से.वि.म./NERPC
 विद्युत मंत्रालय/Min. of Power
 भारत सरकार/govt. of India
 शिलांग/Shillong


Date	Constituents	Total Schedule (MWH)	Total Actual (MWH)	Deviation (MWH)	Receivable from the Deviation and Ancillary Service Pool Account(Rs)	Payable to the Deviation and Ancillary Service Pool Account(Rs)
13/07/2023	ARUNACHAL PRADESH	2330.72	1991.50	-339.22	1798720.46	802783.79
	ASSAM	34529.56	34790.34	260.78	1978876.13	2830350.98
	MANIPUR	2337.18	2560.84	223.67	84576.94	1532962.41
	MEGHALAYA	405.23	513.61	108.38	444001.41	1668360.39
	MIZORAM	1635.15	1361.47	-273.69	1204376.72	75393.86
	NAGALAND	2515.22	2390.57	-124.65	603894.70	87146.88
	TRIPURA	5929.78	6116.45	186.67	973499.86	1484761.72
	AGBPP	3191.62	3334.26	142.63	662459.98	106847.73
	AGTCCPP	1946.86	2019.68	72.82	291265.81	13461.50
	BGTPP	14908.61	14418.09	-490.52	114738.76	1860320.93
	BNC	27.78	21.90	-5.88	28821.87	12226.81
	PALATANA	11805.08	11859.57	54.48	90120.61	0.00
	DOYANG	823.35	831.36	8.01	15777.29	12944.99
	KHANDONG	0.00	0.00	0.00	0.00	0.00
	KOPILI	0.00	0.00	0.00	0.00	0.00
	KOPILI-2	592.80	594.76	1.96	7749.08	2636.60
	LOKTAK	529.50	526.47	-3.02	9738.15	42416.34
	PARE	2832.00	2838.22	6.22	13475.60	147.38
	RANGANADI	9689.33	9817.91	128.58	151329.32	0.00
	KAMENG	14400.00	14480.95	80.95	429069.00	220.67
ER	-9868.02	-626.32	9241.70	58742434.68	0.00	
NR	0.00	-8488.29	-8488.29	0.00	55860397.28	
14/07/2023	ARUNACHAL PRADESH	2398.68	2476.91	78.23	400222.48	915560.44
	ASSAM	34469.66	35330.87	861.20	516327.79	5025989.40
	MANIPUR	2474.12	2632.87	158.75	129421.34	836203.11
	MEGHALAYA	496.63	490.84	-5.80	381623.81	745142.88
	MIZORAM	1576.56	1458.15	-118.41	642755.44	396565.63
	NAGALAND	2625.07	2513.57	-111.50	592824.70	16003.40
	TRIPURA	5630.25	5607.36	-22.89	66780.32	803319.70
	AGBPP	2947.37	3116.78	169.42	575183.36	38431.52
	AGTCCPP	1830.81	1939.55	108.74	353007.24	1988.94
	BGTPP	12802.65	12575.20	-227.45	214235.14	1011167.71
	BNC	28.22	24.25	-3.96	24332.14	12794.50
	PALATANA	11681.79	11732.20	50.41	78852.70	156.34
	DOYANG	716.55	719.38	2.83	15311.91	20622.97
	KHANDONG	0.00	0.00	0.00	0.00	0.00
	KOPILI	0.00	0.00	0.00	0.00	0.00
	KOPILI-2	592.80	591.39	-1.41	6278.21	4501.68
	LOKTAK	529.50	521.84	-7.66	6610.12	38320.28
	PARE	2832.00	2831.06	-0.94	7298.93	9005.15
	RANGANADI	8816.00	8883.74	67.74	141454.18	28298.36
	KAMENG	12825.75	12825.96	0.21	409909.92	408524.00
ER	-5591.67	8262.45	13854.13	78733427.86	0.00	
NR	0.00	-12083.64	-12083.64	0.00	69793281.35	
15/07/2023	ARUNACHAL PRADESH	2309.23	2228.02	-81.21	632889.34	1218117.92
	ASSAM	36414.92	37133.01	718.09	743121.57	5034781.43
	MANIPUR	2672.00	2653.72	-18.28	606590.38	622907.75
	MEGHALAYA	514.88	397.39	-117.50	351878.12	690919.23
	MIZORAM	1512.04	1390.65	-121.39	665486.70	235113.96
	NAGALAND	2623.61	2499.99	-123.63	486402.53	33781.05
	TRIPURA	5926.25	5922.29	-3.96	814104.26	861523.53
	AGBPP	3675.23	3969.70	294.46	1134064.99	105.55
	AGTCCPP	1827.70	1936.50	108.81	439659.47	1028.47
	BGTPP	13088.49	12889.03	-199.46	115241.19	878820.25
	BNC	28.26	25.85	-2.42	21388.20	16018.85
	PALATANA	12582.59	12630.18	47.58	85985.29	0.00
	DOYANG	781.50	784.62	3.12	29241.75	29835.28
	KHANDONG	0.00	0.00	0.00	0.00	0.00
	KOPILI	0.00	0.00	0.00	0.00	0.00
	KOPILI-2	592.80	596.14	3.34	9194.06	2103.03
	LOKTAK	774.75	797.18	22.43	15185.94	4295.24
	PARE	2687.54	2694.93	7.39	68013.76	29425.80
	RANGANADI	5814.20	5847.41	33.21	86374.76	35372.83
	KAMENG	14400.00	14476.29	76.29	363543.30	0.00
ER	-3543.97	9203.20	12747.17	73918069.12	0.00	
NR	0.00	-12125.96	-12125.96	0.00	71398871.89	


 (एस एम. आइमो/ S.M. Aimo)
 निदेशक/Director
 उप क्षेत्र नि.स./NERPC
 विद्युत मंत्रालय/Min. of Power
 भारत सरकार/Govt. of India
 शिल्लोंग/Shillong

Date	Constituents	Total Schedule (MWH)	Total Actual (MWH)	Deviation (MWH)	Receivable from the Deviation and Ancillary Service Pool Account(Rs)	Payable to the Deviation and Ancillary Service Pool Account(Rs)
16/07/2023	ARUNACHAL PRADESH	2266.23	2117.12	-149.11	954404.71	632348.86
	ASSAM	33083.48	33196.31	112.83	1690895.60	3420130.27
	MANIPUR	2450.88	2392.20	-58.68	776595.31	405589.52
	MEGHALAYA	710.84	488.74	-222.10	991245.89	329902.09
	MIZORAM	1557.43	1322.02	-235.40	944022.00	6734.58
	NAGALAND	2521.98	2393.09	-128.90	538713.59	53571.38
	TRIPURA	5061.33	5184.19	122.86	472347.75	1709685.88
	AGBPP	3948.82	4457.48	508.66	1501456.68	301163.15
	AGTCCPP	1798.82	1904.96	106.13	404917.32	595.27
	BGTPP	12291.32	12149.56	-141.76	155047.58	805992.53
	BNC	28.14	23.85	-4.30	24560.34	13242.63
	PALATANA	12656.81	12709.24	52.43	98913.57	0.00
	DOYANG	942.83	956.10	13.27	42244.81	6655.03
	KHANDONG	0.00	0.00	0.00	0.00	0.00
	KOPILI	0.00	0.00	0.00	0.00	0.00
	KOPILI-2	592.80	600.19	7.39	12806.90	632.97
	LOKTAK	774.75	777.35	2.60	23202.76	21537.30
	PARE	2608.32	2629.99	21.67	111797.39	35137.47
	RANGANADI	5419.98	5494.14	74.16	97839.50	4498.14
	KAMENG	13949.79	14049.09	99.30	548288.38	18758.82
ER	-6533.23	5073.75	11606.98	62610239.67	0.00	
NR	0.00	-12130.47	-12130.47	0.00	64918653.39	

SUMMARY OF WEEKLY DEVIATION CHARGES

	Constituents	Total Schedule (MWH)	Total Actual (MWH)	Deviation (MWH)	Receivable from the Deviation and Ancillary Service Pool Account(Rs)	Payable to the Deviation and Ancillary Service Pool Account(Rs)
FOR THE WEEK FROM 10/07/2023 TO 16/07/2023	ARUNACHAL PRADESH	16630.14	15105.24	-1524.91	7103049.73	5552572.94
	ASSAM	244278.27	247545.59	3267.33	8282567.59	27495061.76
	MANIPUR	17176.65	18009.08	832.43	1963925.57	6508958.65
	MEGHALAYA	4422.43	3929.70	-492.74	3799462.48	5135464.62
	MIZORAM	11112.00	9830.40	-1281.60	5734020.22	520690.30
	NAGALAND	18231.60	17531.81	-699.79	3269564.74	495331.58
	TRIPURA	39928.09	41264.98	1336.89	3809416.88	12612353.92
	AGBPP	25326.09	27112.59	1786.50	6898098.24	1347239.68
	AGTCCPP	12343.98	12809.04	465.06	2239505.74	773326.30
	BGTPP	94710.88	92665.63	-2045.24	1233978.70	8812551.06
	BNC	194.96	169.34	-25.61	162096.97	90038.71
	PALATANA	86110.46	86471.97	361.51	633481.12	709.30
	DOYANG	5890.76	5940.37	49.61	139039.04	102520.56
	KHANDONG	0.00	0.00	0.00	0.00	0.00
	KOPILI	0.00	0.00	0.00	0.00	0.00
	KOPILI-2	4149.60	4166.66	17.06	62200.52	18222.87
	LOKTAK	3982.49	4000.78	18.30	66219.08	118208.50
	PARE	18475.66	18539.92	64.27	445349.38	155474.28
	RANGANADI	48097.70	48645.03	547.33	840706.91	97216.82
	KAMENG	98775.54	99259.64	484.10	2690589.11	427503.49
ER	-39096.04	48405.25	87501.29	499358582.01	0.00	
NR	0.00	-83366.40	-83366.40	0.00	481311728.15	


 (एस.एम. अल्मोल/S.M. Almol)
 निदेशक/Director
 उच्च शिक्षण/NERPC
 विद्युत मंत्रालय/Min. of Power
 भारत सरकार/Govt. of India
 शिल्लोंग/Shillong